



# CHACE

Campaign for Housing and Civic Engagement

## US CONGRESS: VIRGINIA DISTRICT 2 FACT SHEET

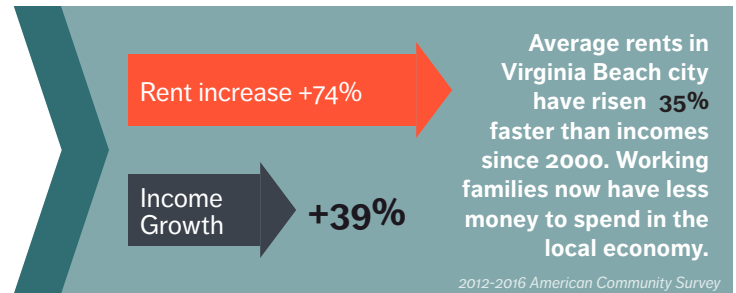


•••• Stable homes build strong communities. ••••

### Rents in District 2 are quickly outpacing incomes.

Between 2000 and 2016, the average rent in Virginia Beach city grew by **74%**, from **\$724** to **\$1,258**. At the same time, median household incomes only increased **39%**, from **\$48,705** to **\$67,719**.

2000 US Census; 2012-2016 American Community Survey



### The Gap

For every 100 District 2 households in need of a home within their budget, the following # are affordable and available for:



Extremely Low Income Very Low Income Low Income

NLIHC tabulations of 2009-2013 Comprehensive Housing Affordability Strategy (CHAS) data

### Secure housing remains out of reach for families at various income levels.

In Norfolk city, a person earning minimum wage would need to work **97** hours a week to rent a modest 1 bedroom apartment at fair market (**\$912**).

Source NLIHC Out of Reach, 2018

### 82% of Virginia Voters agree that people who work in the community should be able to find a home there.

CHACE & CNU Wason Center public opinion poll results (2017)

When families cannot afford secure homes, their children suffer. Number of students identified as homeless in the 2015-2016 school year in District 2:

**~2,830**



652 in hotels/motels 1,766 doubled up 74 unsheltered 338 in shelters  
Project HOPE & NCHE

### Affordable housing developments in District 2 help lift our neighbors out of poverty.

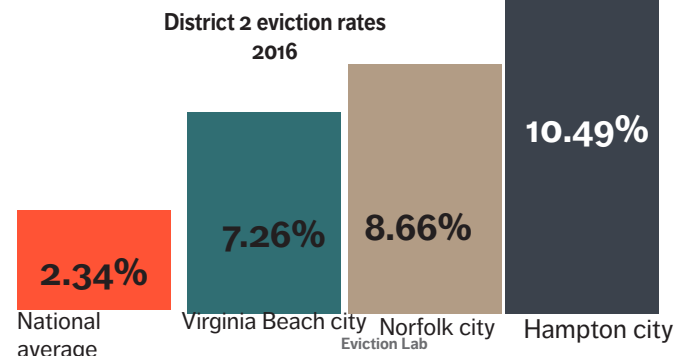
Virginia Supportive Housing's **Cloverleaf Apartments** in Virginia Beach is the 2nd permanent supportive housing development for homeless adults in the region. Formerly the site of a skating rink, VSH repurposed the building into apartment homes for homeless individuals in 2008. The property has 60 units and provides onsite support services for its residents. Multiple localities in the region contributed funding and subsidies for the development.



Photo VSH

In 2015, the housing industry in Virginia produced **\$47.8 billion** in economic activity, part of which supported **314,000 jobs**. 2017 HPAC Report

### The eviction process disrupts a family's life making it harder for them to meet their basic needs.



The Campaign for Housing and Civic Engagement is a collaboration between housing advocates and providers throughout Virginia working to bring housing issues to the forefront of elections across the state. CHACE is non-partisan and does not endorse candidates. For more information, visit [chaceva.org](http://chaceva.org)



# CHACE

Campaign for Housing and Civic Engagement

US CONGRESS: VIRGINIA

## DISTRICT 2 FACT SHEET



### Federal funding & program income limits in District 2

In order to develop homes for families of various income levels, funding needs to be in place. The federal government has several programs that provide financial resources and incentives for building below market rate homes.

#### HUD \$s into District 2



2017 CDBG grants  
**\$10,415,985**



2017 HOME grants  
**\$3,337,755**

Hampton city LIHTC income and rent limits for a 2 bedroom home, paying 30% of 60% Area Median Income (AMI)

  
Rent Max: **\$1,012**

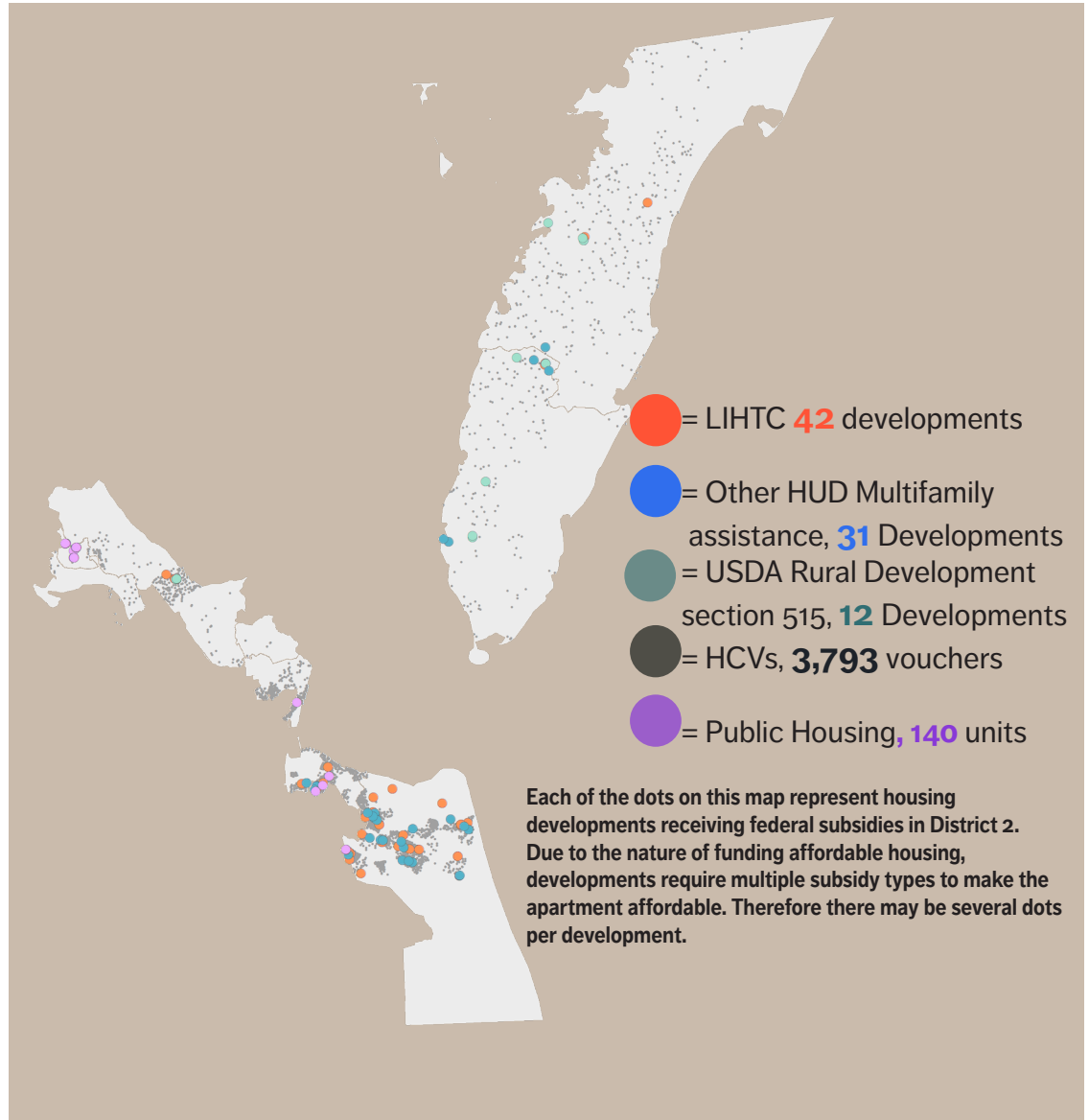


Income max: **\$36,000**



Income Max: **\$40,500**

VHDA 2018 LIHTC Income and Rent limits



The **Campaign for Housing and Civic Engagement** is a collaboration between housing advocates and providers throughout Virginia working to bring housing issues to the forefront of elections across the state. **CHACE** is non-partisan and does not endorse candidates. For more information, visit [chaceva.org](http://chaceva.org)