



CHACE

Campaign for Housing and
Civic Engagement


Virginia House of Delegates: District 84

Housing Affordability Fact Sheet 2019

•••• Stable homes build strong communities. ••••

There is a shortage of homes available and affordable for many of our neighbors in District 84.

For every 100 Extremely Low Income (30% or below the Area Median Income) District 84 households in need of a home within their budget, the following # of homes are affordable and available in these localities:



Mapping America's Rental Housing Crisis, Urban Institute 2017

Median rents in **Virginia Beach City** have risen **77%** between 2000 and 2017, from **\$734** to **\$1,296**.

Meanwhile, median household incomes have only increased **45%**, from **\$48,705** to **\$70,500**.

Rising rents and stagnant wages mean many families in our community struggle to meet their housing needs.

2013-2017 US Census Bureau, 2017 ACS Survey



Linking Housing Affordability to Other Platform Priorities: Education

Children do better in school when their families can afford stable housing. Constant moving due to rising housing costs and/or eviction is a barrier to student academic achievement. When students develop roots in a school community, they do better academically, physically, and mentally.

A Legacy of Discriminatory Policies Has Restricted Access to Opportunity

The effects of planning and housing policies are still felt today. A range of initiatives are needed to close the racial wealth and housing gaps.

A wide homeownership gap exists in Virginia Beach City.

70% of white households in **Virginia Beach City** are homeowners.

VS



Black HHs



Hispanic /Latino HHs

2013-2017 ACS Survey

White HH \$97.2K

Black HH \$ 65.6K

Hispanic/Latino HH \$71.7 K

Mean Household
Income By Race
(Virginia Beach City)

\$0K \$20K \$40K \$60K \$80K \$100K

Black and Latino/Hispanic households are housing cost burdened (**spending 30% or more of their income on rent**) at a **10% (Black)** and **7% (Latino/Hispanic) higher rate** than white households in the Virginia Beach-Norfolk-Newport News MSA.

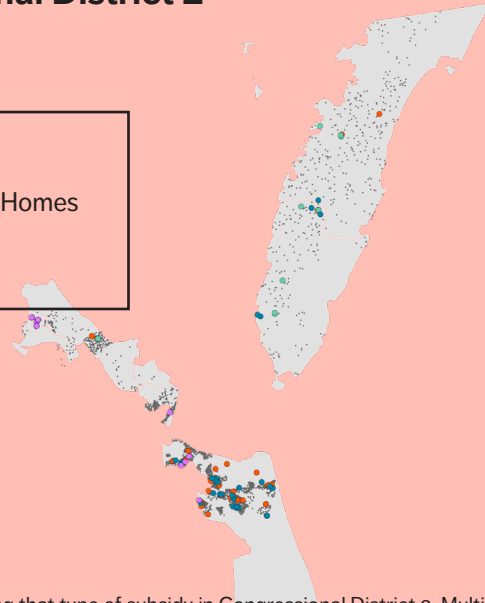
Joint Center for Housing Studies at Harvard University

The **Campaign for Housing and Civic Engagement** is a collaboration between housing advocates and providers throughout Virginia working to bring housing issues to the forefront of elections across the state. **CHACE** is non-partisan and does not endorse candidates. For more information, visit chaceva.org

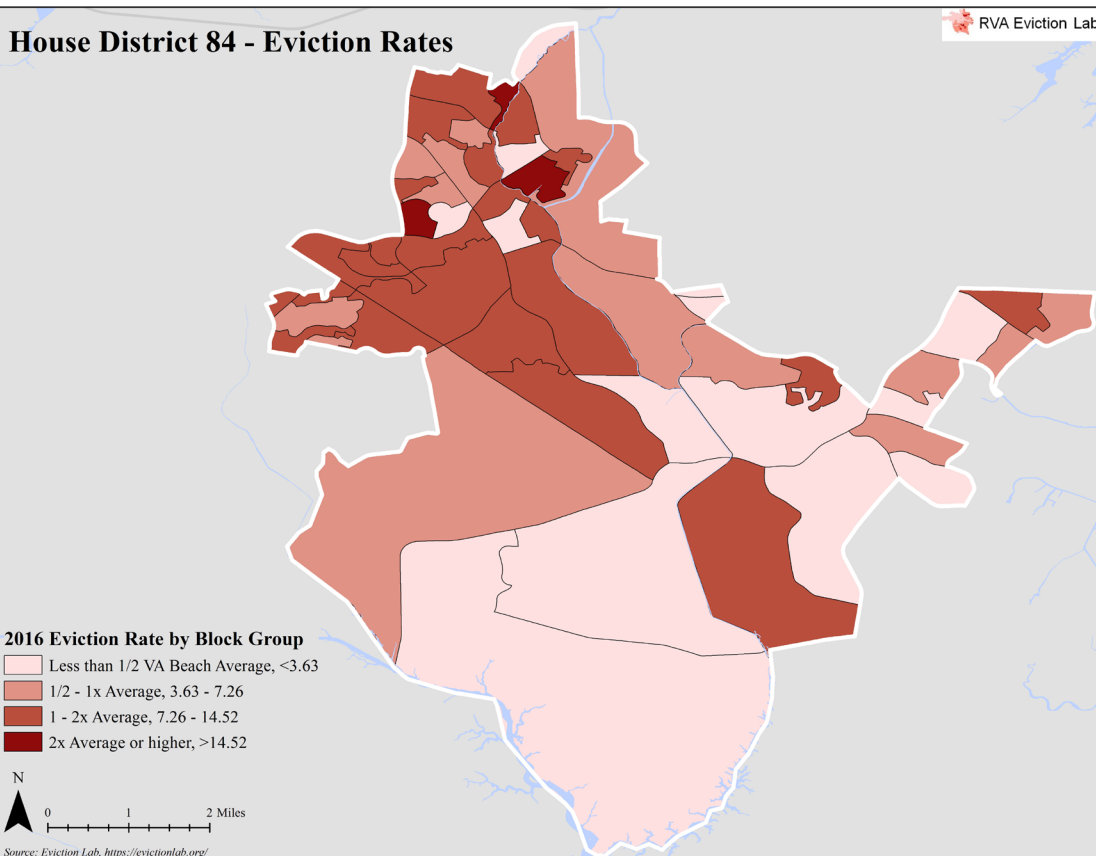
Federal Resource Map and Eviction Data for Virginia HD 84

Federal Subsidies in Congressional District 2

- 42 LIHTC Developments/ 3,653 Homes
- 31 Other HUD Multifamily Developments/ 1,868 Homes
- 12 USDA Rural Development Section 515 Developments/441 Homes
- 140 Public Housing Homes
- 3,793 Housing Choice Vouchers



Each dot on the map represents a type of federal subsidy and a development using that type of subsidy in Congressional District 2. Multiple subsidy types are often needed to make a development/home affordable, therefore there may be several dots per development.



The **Campaign for Housing and Civic Engagement** is a collaboration between housing advocates and providers throughout Virginia working to bring housing issues to the forefront of elections across the state. **CHACE** is non-partisan and does not endorse candidates. For more information, visit chaceva.org